

ALCO APOD Report

April 2024

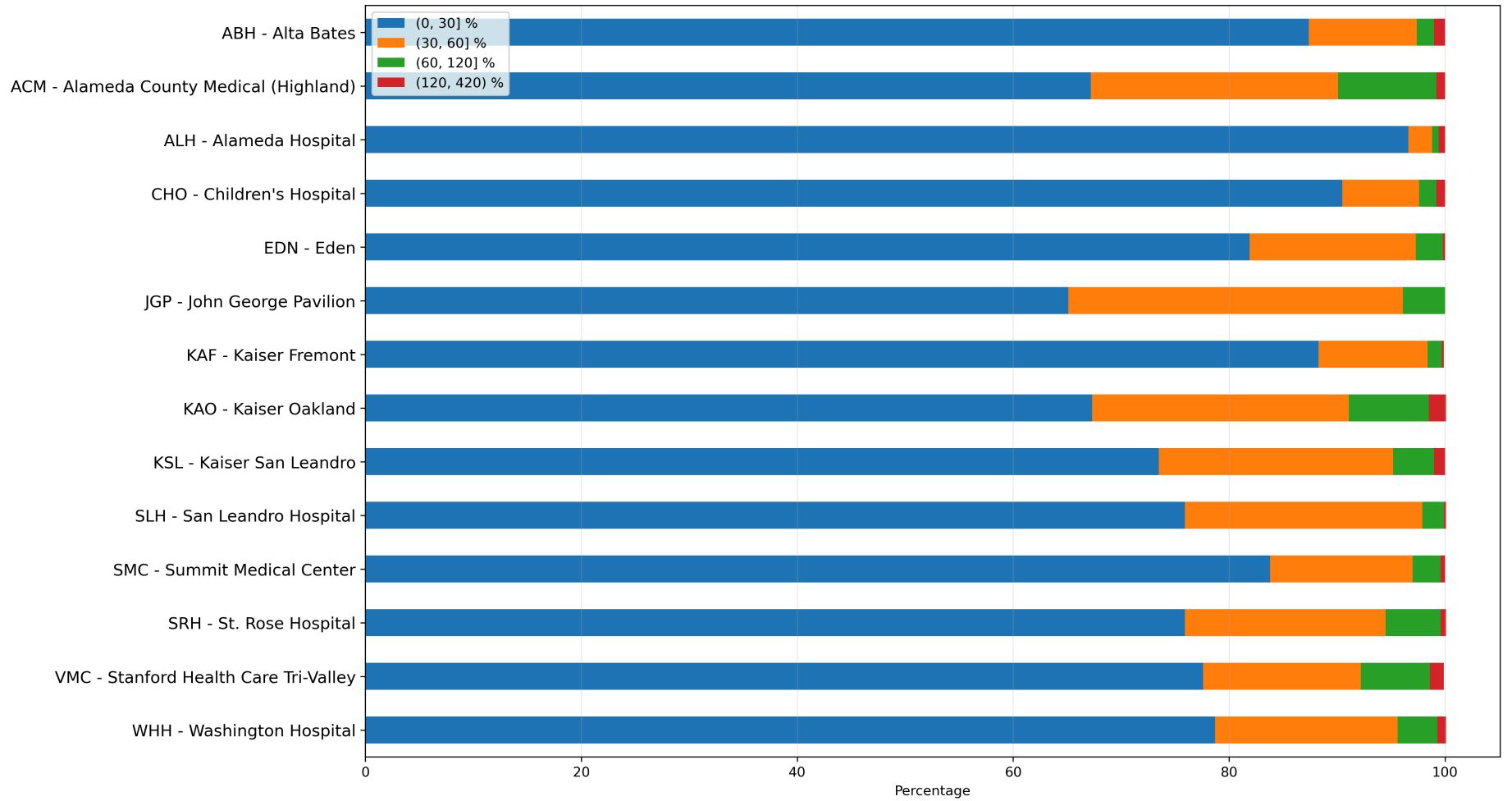
1 - Destination Statistics

	Transports	Average	90th Percentile	APOD > 30 min	APOD > 30 min %
ABH - Alta Bates	499	20.8	34.5	63	12.6%
ACM - Alameda County Medical (Highland)	1,044	28.1	59.7	342	32.8%
ALH - Alameda Hospital	319	11.6	19.2	11	3.4%
CHO - Children's Hospital	126	16.3	28.5	12	9.5%
EDN - Eden	930	19.9	41.3	168	18.1%
JGP - John George Pavilion	232	27.3	49.2	81	34.9%
KAF - Kaiser Fremont	445	17.7	32.6	52	11.7%
KAO - Kaiser Oakland	829	29.5	58.1	271	32.7%
KSL - Kaiser San Leandro	762	25.9	48.3	202	26.5%
SLH - San Leandro Hospital	560	23.4	42.9	135	24.1%
SMC - Summit Medical Center	1,263	20.0	38.8	205	16.2%
SRH - St. Rose Hospital	435	23.9	46.5	105	24.1%
VMC - Stanford Health Care Tri-Valley	671	24.4	52.1	150	22.4%
WHH - Washington Hospital	896	22.8	42.6	191	21.3%

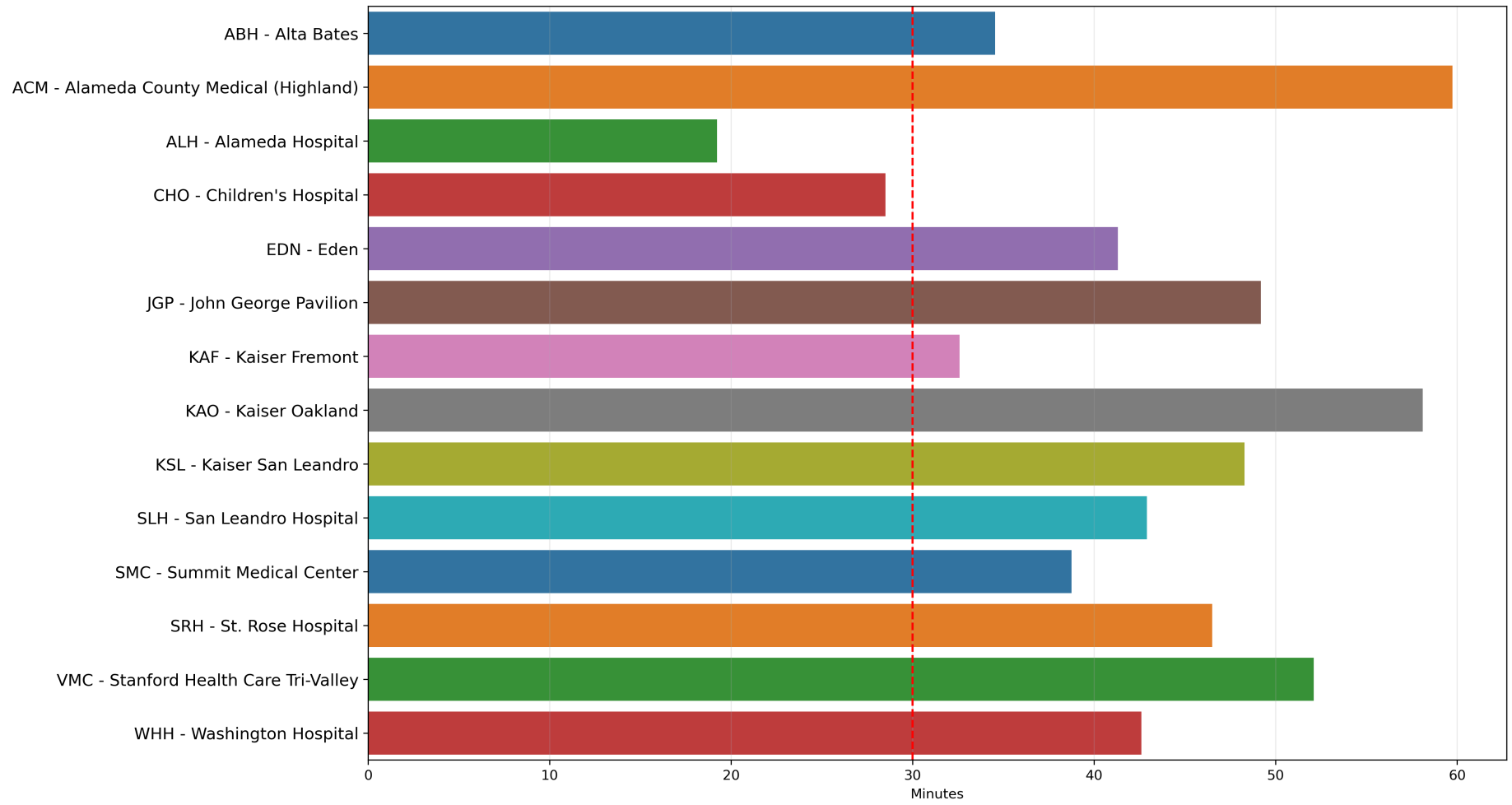
2 - Destination Duration Bins

	Transports	(0, 30]	(0, 30] %	(30, 60]	(30, 60] %	(60, 120]	(60, 120] %	(120, 420)	(120, 420) %
ABH - Alta Bates	499	436	87.4%	50	10.0%	8	1.6%	5	1.0%
ACM - Alameda County Medical (Highland)	1,044	702	67.2%	239	22.9%	95	9.1%	8	0.8%
ALH - Alameda Hospital	319	308	96.6%	7	2.2%	2	0.6%	2	0.6%
CHO - Children's Hospital	126	114	90.5%	9	7.1%	2	1.6%	1	0.8%
EDN - Eden	930	762	81.9%	143	15.4%	23	2.5%	2	0.2%
JGP - John George Pavilion	232	151	65.1%	72	31.0%	9	3.9%	0	0.0%
KAF - Kaiser Fremont	445	393	88.3%	45	10.1%	6	1.3%	1	0.2%
KAO - Kaiser Oakland	829	558	67.3%	197	23.8%	61	7.4%	13	1.6%
KSL - Kaiser San Leandro	762	560	73.5%	165	21.7%	29	3.8%	8	1.0%
SLH - San Leandro Hospital	560	425	75.9%	123	22.0%	11	2.0%	1	0.2%
SMC - Summit Medical Center	1,263	1,058	83.8%	167	13.2%	33	2.6%	5	0.4%
SRH - St. Rose Hospital	435	330	75.9%	81	18.6%	22	5.1%	2	0.5%
VMC - Stanford Health Care Tri-Valley	671	521	77.6%	98	14.6%	43	6.4%	9	1.3%
WHH - Washington Hospital	896	705	78.7%	151	16.9%	33	3.7%	7	0.8%

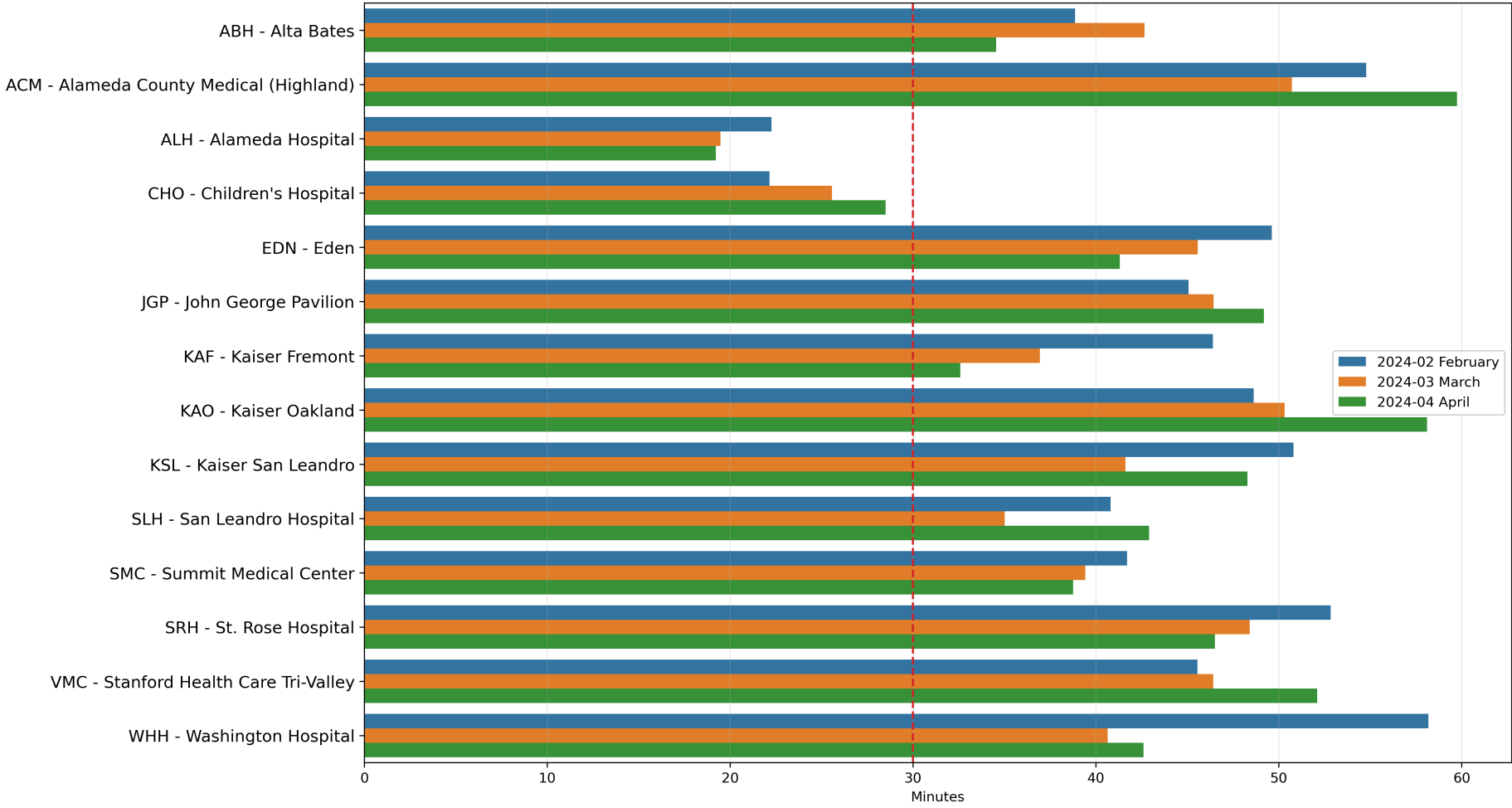
3 - Destination Duration Stacked Bins



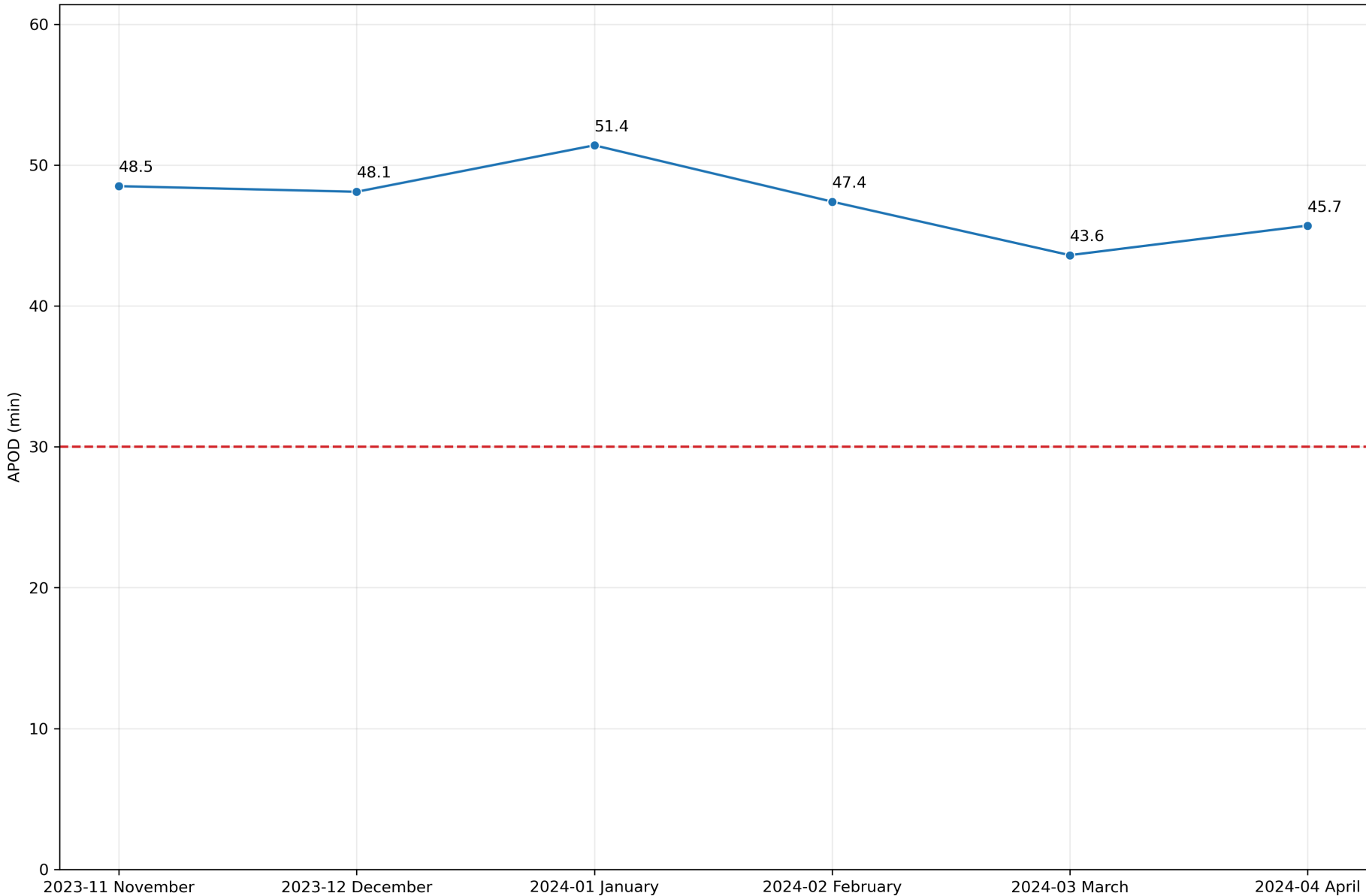
4 - 90th Percentile by Destination



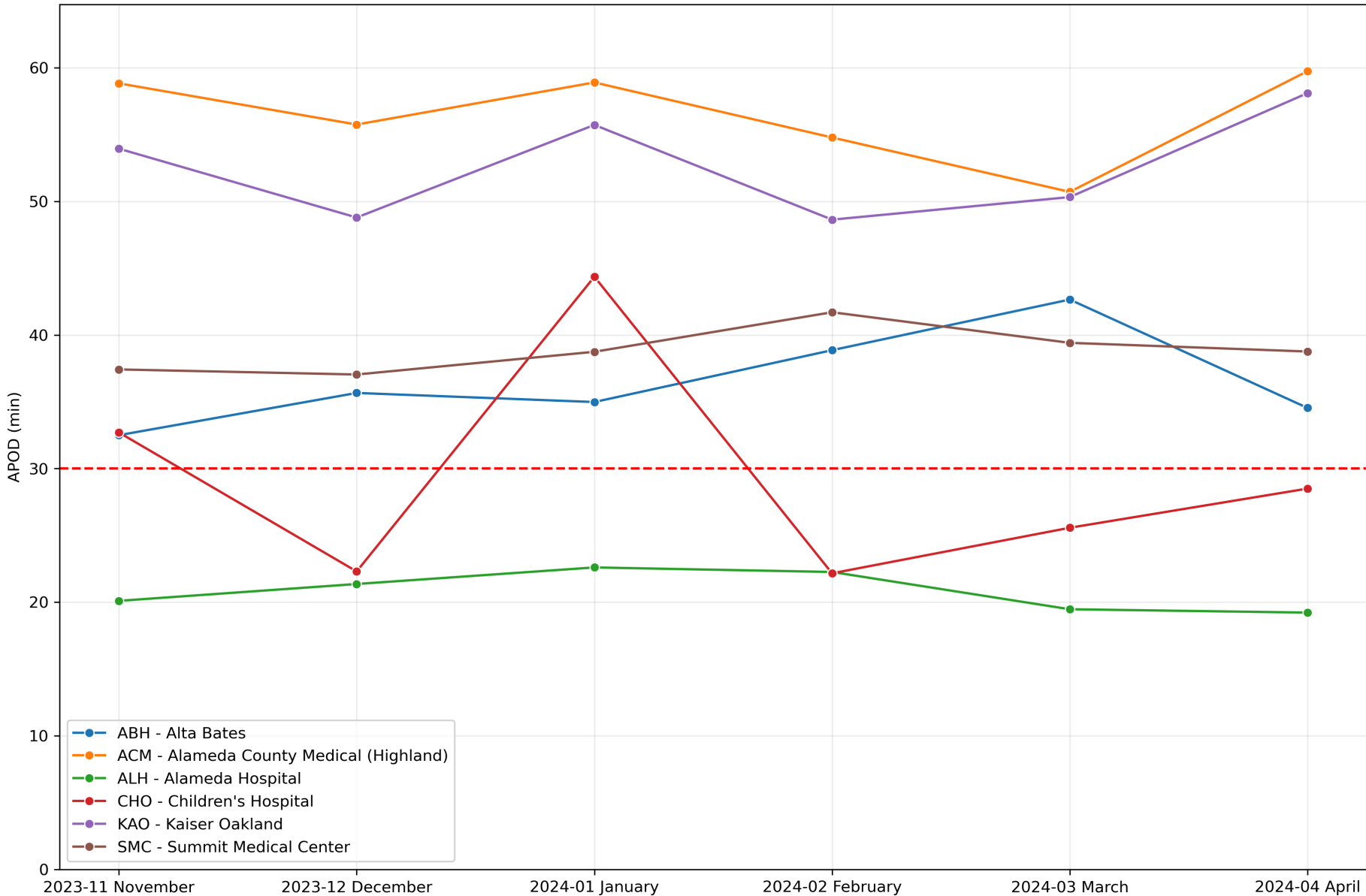
5 - Previous Three Months 90th Percentile by Destination



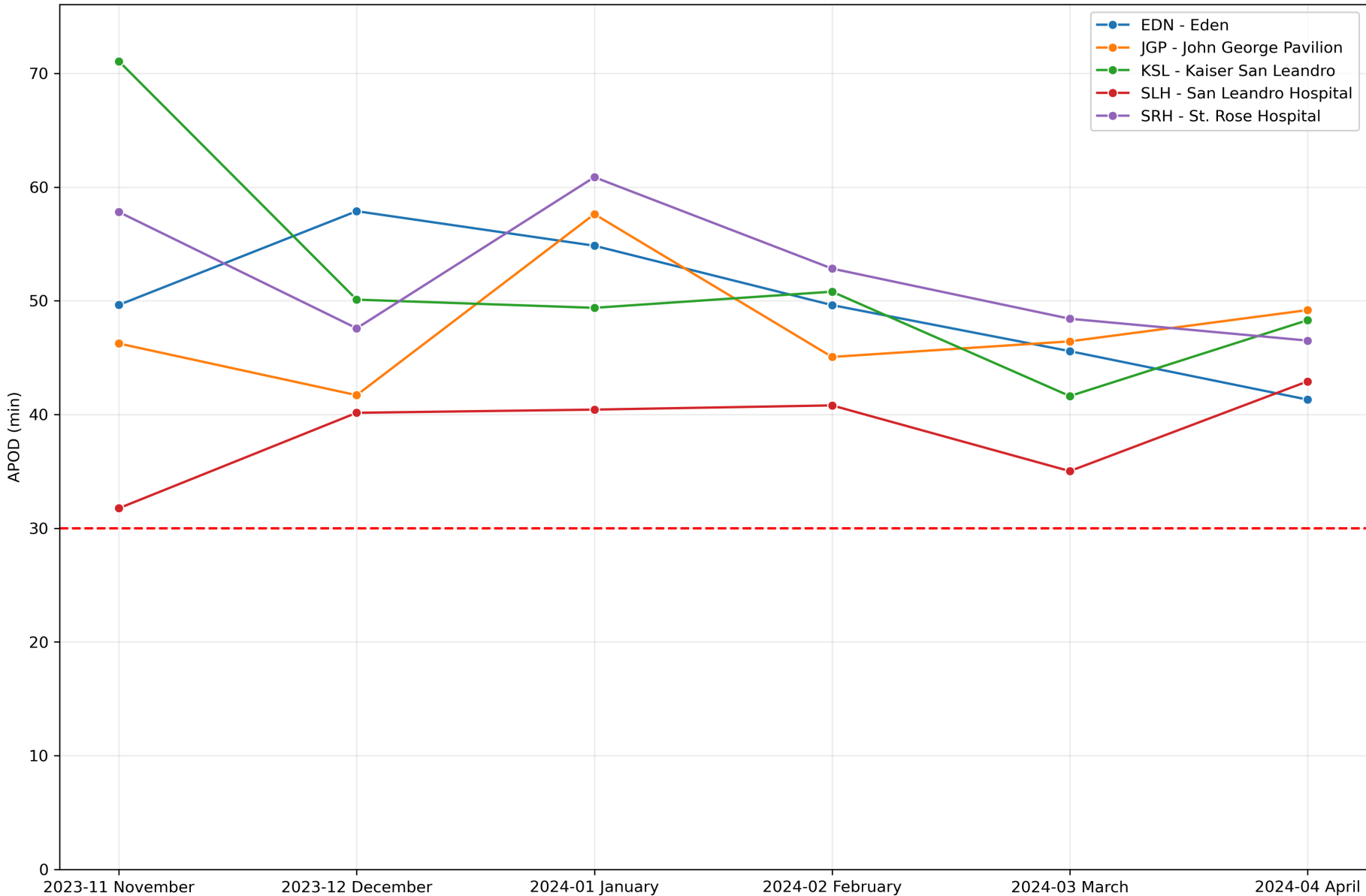
6 - Previous Six Months 90th Percentile Countywide



7 - Previous Six Months 90th Percentile in the North



8 - Previous Six Months 90th Percentile in the Middle



9 - Previous Six Months 90th Percentile in the South

